

PARKWOOD OFFICE PLAZA

10250 SW 56th St

Miami, FL 33165

OFFERING MEMORANDUM



ADVISORY TEAM

ALEX ZYLBERGLAIT

Executive Managing Director Investments

(786) 522-7056

Alex.Zylberglait@marcusmillichap.com

Lic #: FL BK3015211

Ryan Nee

Broker of Record

+1 954-245-3400

ryan.nee@marcusmillichap.com

Lic #: BK3154667

NON-ENDORSEMENT & DISCLAIMER NOTICE

CONFIDENTIALITY & DISCLAIMER

The information contained in the following Marketing Brochure is proprietary and strictly confidential. It is intended to be reviewed only by the party receiving it from Marcus & Millichap Real Estate Investment Services of Florida, Inc. ("Marcus & Millichap") and should not be made available to any other person or entity without the written consent of Marcus & Millichap. This Marketing Brochure has been prepared to provide summary, unverified information to prospective purchasers, and to establish only a preliminary level of interest in the subject property. The information contained herein is not a substitute for a thorough due diligence investigation. Marcus & Millichap has not made any warranty or representation, with respect to the income or expenses for the subject property, the future projected financial performance of the property, the size and square footage of the property and improvements, the presence or absence of contaminating substances, PCB's or asbestos, the compliance with State and Federal regulations, the physical condition of the improvements thereon, or the financial condition or business prospects of any tenant, or any tenant's plans or intentions to continue its occupancy of the subject property. The information contained in this Marketing Brochure has been obtained from sources we believe to be reliable; however, Marcus & Millichap has not verified, and will not verify, any of the information contained herein, nor has Marcus & Millichap conducted any investigation regarding these matters and makes no warranty or representation whatsoever regarding the accuracy or completeness of the information provided. All potential buyers must take appropriate measures to verify all of the information set forth herein.

NON-ENDORSEMENT NOTICE

Marcus & Millichap is not affiliated with, sponsored by, or endorsed by any commercial tenant or lessee identified in this marketing package. The presence of any corporation's logo or name is not intended to indicate or imply affiliation with, or sponsorship or endorsement by, said corporation of Marcus & Millichap, its affiliates or subsidiaries, or any agent, product, service, or commercial listing of Marcus & Millichap, and is solely included for the purpose of providing tenant lessee information about this listing to prospective customers.

ALL PROPERTY SHOWINGS ARE BY APPOINTMENT ONLY. PLEASE CONSULT YOUR MARCUS & MILLICHAP AGENT FOR MORE DETAILS.

Activity ID #ZAG0390350

TABLE OF CONTENTS

- 04 EXECUTIVE SUMMARY
- 07 PROPERTY DESCRIPTION
- 13 LOCATION OVERVIEW
- 19 FINANCIAL SUMMARY
- 32 MARKET OVERVIEW

Marcus & Millichap



A photograph of the Parkwood Office Plaza, a two-story yellow building with a red-tiled roof and large windows. Several palm trees are planted in front of the building, casting shadows on the facade. The sky is blue with some clouds. A dark blue banner is overlaid on the top right of the image, containing the title and address. Another dark blue banner is overlaid on the bottom left, containing the text 'EXECUTIVE SUMMARY'.

Parkwood Office Plaza

10250 SW 56th St, Miami, FL 33165

EXECUTIVE SUMMARY

EXECUTIVE SUMMARY

MIAMI'S PREMIER OFFICE BUILDING IN A CENTRAL LOCATION

Marcus and Millichap - The Zylberglait Group is proud to present Parkwood Office Plaza, a premier office building located at 10250 Southwest 56th Street, Miami, FL. This property offers 28,581 SF of office space, with 21 suites available for lease, catering to a range of tenants. The building is well-suited for small businesses or large corporate tenants, with flexible spaces designed for a modern working environment.

Strategically located in a desirable area of Miami, the property benefits from excellent accessibility and visibility. It is situated near key amenities such as Broward Mall and Westside Regional Medical Center, making it an attractive location for businesses. The building is also conveniently located with access to major transportation routes, enhancing its appeal to tenants and ensuring easy connectivity to the greater Miami area.

With an occupancy rate of 94.32% and a stable income stream, Parkwood Office Plaza is a solid investment opportunity. The property's projected Cap Rate of 5.57%, with potential increases, ensures a strong return on investment. Its current and pro forma financials indicate steady cash flow and long-term profitability, making it a prime asset for investors seeking consistent income and growth in a growing market.



Miami, FL
Location



1.19
Land Acres



21
Number of
Suites



28,581
Total Building
SF



1990
Built



94.32%
Occupancy

INVESTMENT HIGHLIGHTS

- Parkwood Office Plaza is strategically located in Miami, offering excellent visibility and access to major transportation routes and key regional amenities.
- With an occupancy rate of 94.32%, the property benefits from a diverse tenant mix, ensuring stable cash flow.
- The property offers 21 suites with varying sizes, catering to both small businesses and larger corporate tenants.
- The property provides a current Cap Rate of 5.57%, with potential for an increase to 6.14%, offering solid returns for investors.
- Built in 1990 and consistently well-maintained, Parkwood Office Plaza is in strong condition, minimizing immediate capital expenditure.
- The property is located near prominent business centers, enhancing its appeal and long-term value.
- Parkwood Office Plaza offers both immediate income stability and long-term growth potential, making it an ideal choice for investors seeking both consistent cash flow and future appreciation.



\$7,100,000

LIST PRICE



28,581

RENTABLE SF



5.57%

CAP RATE



6.14%

CAP RATE PRO FORMA

Parkwood Office Plaza

10250 SW 56th St, Miami, FL 33165

PROPERTY DESCRIPTION



PROPERTY OVERVIEW

Parkwood Office Plaza, located at 10250 Southwest 56th Street in Miami, Florida, is a premier office building offering 28,581 square feet of flexible office space. The property is situated on a 1.19-acre lot in one of Miami's highly sought-after areas, providing tenants with excellent visibility and access to major transportation routes. Built in 1990, the building has been well-maintained, ensuring a quality environment for its tenants and offering long-term operational stability for investors.

The building is currently 94.32% occupied, with a diverse mix of tenants primarily in the healthcare and professional services sectors. With 21 rentable suites, the property offers flexible leasing options that cater to both small businesses and larger corporate tenants. Suites range in size, allowing for a broad spectrum of leasing arrangements to suit various tenant needs. This tenant diversity ensures a consistent income flow and reduces the risk of high turnover.

Parkwood Office Plaza benefits from its proximity to essential amenities, including major shopping centers and medical facilities, which enhances its desirability for tenants. Notably, the property is close to Broward Mall and Westside Regional Medical Center, both of which contribute to the convenience and accessibility of the location. These amenities not only attract businesses looking for a central location but also provide tenants with a well-rounded work-life balance.

The property is well-connected to the greater Miami area via key transportation routes, making it an ideal location for businesses seeking a suburban office space with easy access to downtown Miami. The office plaza benefits from its suburban location, offering a quieter, more affordable alternative to the high-demand urban areas, while still being within close proximity to the commercial heart of the region. This combination of location and accessibility enhances the long-term appeal of the property.

With a competitive Cap Rate of 5.57% and projected increases in both rental income and occupancy, Parkwood Office Plaza offers solid returns for investors. The property's pro forma projections estimate a slight rise in Net Operating Income (NOI), increasing its potential for long-term growth. Its well-maintained condition, low-risk operational history, and strategic location make it an ideal investment for those seeking both steady cash flow and potential appreciation in the growing Miami market.



PROPERTY OVERVIEW

Address	10250 Southwest 56th Street, Miami, FL 33165
Offering Price	\$7,100,000
Rentable SF	28,581 SF
Lot Size	1.19 Acres
Price Per SqFt	\$248.42
Zoning	Office
Submarket	Miami
Location Type	Suburban
Ownership	Fee Simple

BUILDING DESCRIPTION

Year Built / Renovated:

1990

Rentable Area:

28,581 SF

Lot Size:

1.19 ACRES

Submarket:

MIAMI

Number of Suites:

21 SUITES

Occupancy:

94.32%





PARKWOOD OFFICE PLAZA

10250 SOUTHWEST 56TH STREET
MIAMI, FL

SW 56TH ST

SW 102ND ST

EXTERIOR PHOTOS



INTERIOR PHOTOS



LOCATION OVERVIEW

The Miami-Dade real estate market, particularly in the Westchester/Sunset area, is an established and high-demand corridor for both commercial and residential investment. Located at 10250 SW 56th St (Miller Drive), this property benefits from a prime position in a central Miami neighborhood, offering exceptional connectivity to major transportation arteries. With immediate access to the Palmetto Expressway (SR 826) and the Florida Turnpike, the site provides seamless travel to key employment hubs, including Downtown Miami, Coral Gables, Doral, and Kendall. The surrounding area is characterized by a mature, dense residential base and a bustling professional office corridor, making it an ideal location for business tenants and service providers. With a stable, affluent population and strong regional growth, the site is well-positioned to benefit from the ongoing demand for centrally located, accessible professional space in the highly competitive South Florida market.



DEMOGRAPHICS WITHIN A THREE-MILE RADIUS



168,000

2024 Total Population



43

Average Age



\$81,500

Median Household Income



~\$695,000

Median Home Value



~58,500

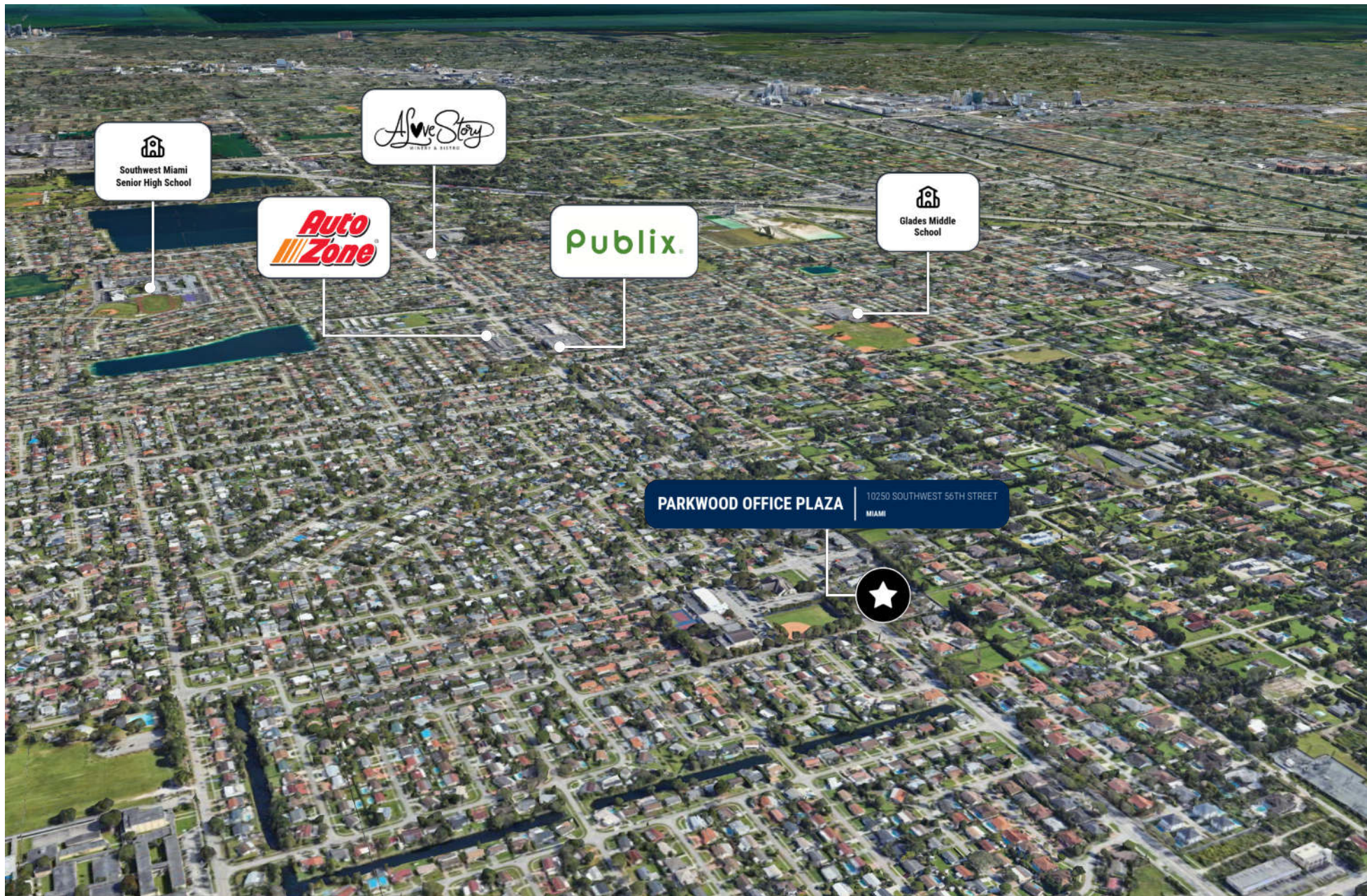
2024 Total Households



~0.65%

HH Growth 2024-2029

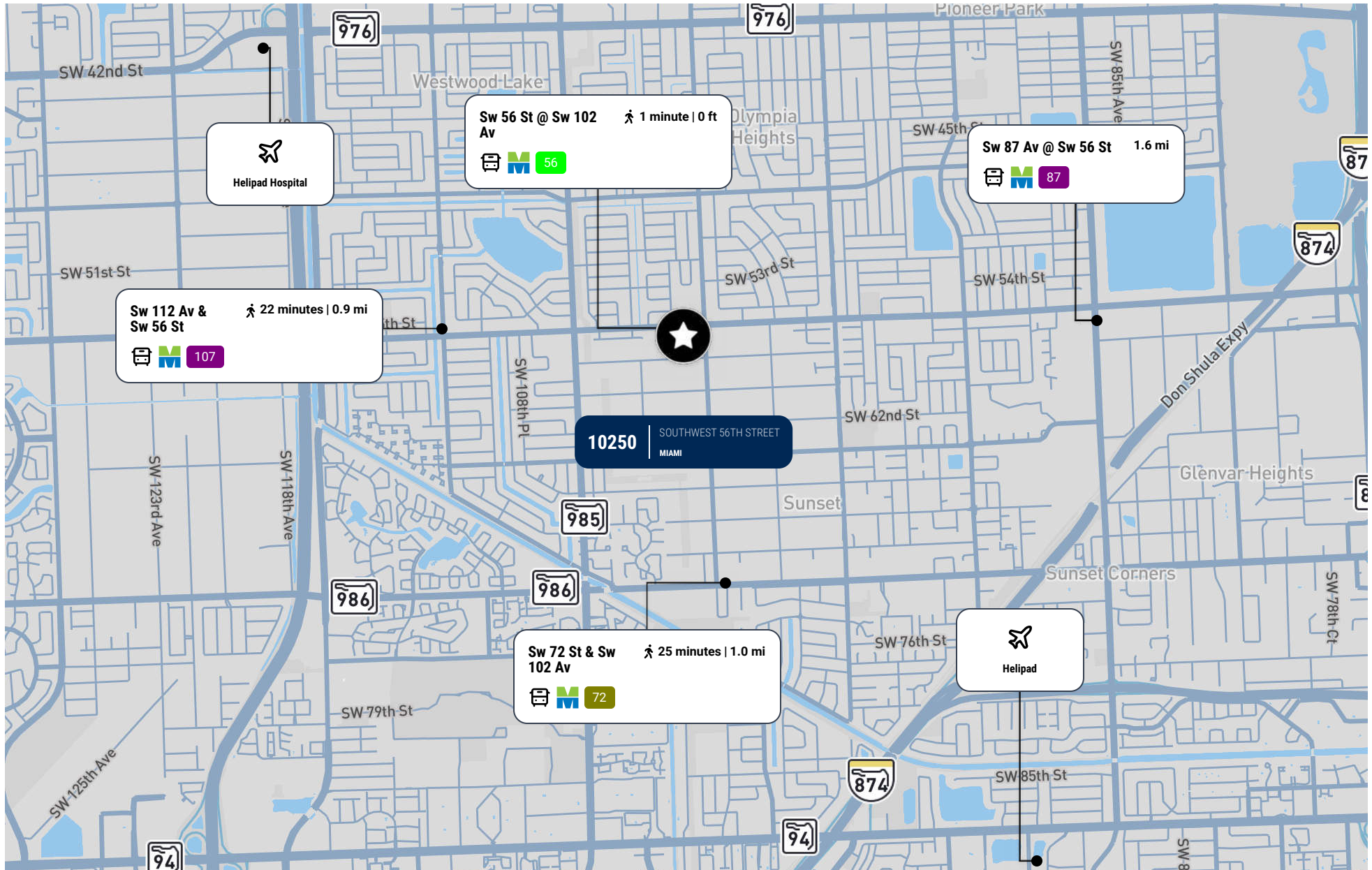
AREA MAP



AREA MAP



TRANSPORTATION MAP



MAJOR EMPLOYERS



The subject property is strategically positioned within a diverse and resilient employment landscape, anchored by recession-resistant sectors such as healthcare and education. The local economy is bolstered by the presence of major institutions including the University of Miami, Miami Dade College's Kendall Campus, and the expansive Baptist Health Baptist Hospital, which provide a stable employment base. Furthermore, the area's significance as a vital commercial and logistics hub is underscored by its proximity to Miami International Airport and the corporate headquarters of global firms like World Kinect and Lennar Corporation. This dynamic mix of large-scale employers across multiple key industries, including the significant tourism sector represented by companies like Carnival Cruise Line, ensures a consistent and varied tenant demand pool, contributing to long-term asset stability and insulating the property from sector-specific economic downturns.

Employer	Industry	Employees	Distance
University of Miami	Education	17,000	6.0 mi
American Airlines	Aviation	14,000	12.5 mi
Baptist Health South Florida	Healthcare	6,500	4.1 mi
Miami Dade College	Education	5,000	4.3 mi
World Kinect Corporation	Energy	5,000	7.4 mi
Lennar Corporation	Real Estate	5,000	9.1 mi
Carnival Cruise Line	Hospitality	3,500	9.7 mi

A photograph of the Parkwood Office Plaza, a two-story yellow building with a red-tiled roof and several palm trees in front. The building has large windows and a parking lot in the foreground. The sky is blue with some clouds.

Parkwood Office Plaza

10250 SW 56th St, Miami, FL 33165

FINANCIAL SUMMARY

FINANCIAL OVERVIEW

PROPERTY DETAILS

Price	\$7,100,000
Down Payment	\$7,100,000
Down Payment %	100%
Number of Suites	21
Price Per SqFt	\$248.42
Rentable Built Area (RBA)	28,581 SF
Lot Size	1.19 Acres
Year Built/Renovated	1990
Occupancy	94.32%

\$7,100,000

PRICE RANGE

28,581 SF

SQUARE-FOOTAGE

5.57%

CAPITALIZATION RATE

1.19 Acres

LAND ACREAGE

Returns	Current	Pro Forma
CAP Rate	5.57%	6.14%
Cash-on-Cash	5.57%	6.14%

INCOME & EXPENSES

INCOME		Current		Pro Forma	
Scheduled Base Rental Income		\$763,219		\$846,394	
Total Reimbursement Income	1.30%	\$4,968	1.30%	\$4,969	
Potential Gross Revenue		\$768,187		\$851,362	
General Vacancy	0.00%	\$0	5.00%	(\$42,568)	
Effective Gross Revenue		\$768,187		\$808,794	
Less: Operating Expenses	48.60%	(\$372,960)	46.10%	(\$372,960)	
Cash Flow		\$395,227		\$435,834	
Net Operating Income		\$395,227		\$435,834	
Total Return	5.57%	\$395,227	6.14%	\$435,834	

OPERATING EXPENSES	Current	Pro Forma
CAM	\$176,215	\$176,215
Insurance	\$36,901	\$36,901
Real Estate Taxes	\$121,084	\$121,084
Management Fee	\$38,760	\$38,760
Total Expenses	\$372,960	\$372,960
Expenses/SF	\$13.05	\$13.05



OPERATING STATEMENT

INCOME	Current		Per SF	Pro Forma		Per SF
Rental Income						
Base Rental Revenue	\$763,219.00			\$846,394.00		\$29.61
Scheduled Base Rental Income	\$763,219.00		\$26.70	\$846,394.00		\$29.61
Expense Reimbursement Income						
CAM	\$4,968.00		\$0.17	\$4,969.00		\$0.17
Total Reimbursement Income	\$4,968.00	1.3%	\$0.17	\$4,969.00	1.3%	\$0.17
Potential Gross Revenue	\$768,187.00		\$26.88	\$851,362.00		\$29.79
General Vacancy	\$0.00		\$0.00	\$42,568.00	5.0%	\$1.49
Effective Gross Revenue	\$768,187.00		\$26.88	\$808,794.00		\$28.30
OPERATING EXPENSES						
Electric	\$7,668.00		\$0.27	\$7,668.00		\$0.27
Janitorial	\$13,000.00		\$0.45	\$13,000.00		\$0.45
Water	\$28,317.00		\$0.99	\$28,317.00		\$0.99
Trash Removal	\$19,444.00		\$0.68	\$19,444.00		\$0.68
Repairs & Maintenance	\$39,566.00		\$1.38	\$39,566.00		\$1.38
Landscaping	\$6,800.00		\$0.24	\$6,800.00		\$0.24
Security	\$54,056.00		\$1.89	\$54,056.00		\$1.89
Accounting	\$7,365.00		\$0.26	\$7,365.00		\$0.26
Insurance	\$36,901.00		\$1.29	\$36,901.00		\$1.29
Real Estate Taxes	\$121,084.00		\$4.24	\$121,084.00		\$4.24
Management Fee	\$38,760.00	5.0%	\$1.36	\$38,760.00	4.8%	\$1.36
Total Expenses	\$372,960.00		\$13.05	\$372,960.00		\$13.05
Expenses as % of EGR	48.6%			46.1%		
Net Operating Income	\$395,227.00		\$13.83	\$435,834.00		\$15.25

RENT ROLL

Tenant Name	Suite	Square Feet	%		Lease Dates		Annual Rent per		Total Rent Per Month	Total Rent Per Year	Changes on	Rent Increase	Lease Type
			Bldg Share		Comm.	Exp.	Sq. Ft.						
Florida Dental	A-101	626	2.2%		1/1/26	12/31/28	\$28.44		\$1,484	\$17,803	Jan-2028	\$1,528	Modified Gross
Elemental Behavior Health Center	A-102	1,275	4.5%		2/1/25	1/31/28	\$28.84		\$3,064	\$36,771	Feb-2028	\$3,156	Modified Gross
Florida Dental	A-103	1,726	6.0%		1/1/26	12/31/28	\$25.48		\$3,665	\$43,980	Jan-2028	\$3,775	Modified Gross
M&M Rehabilitation	A-201	1,019	3.6%		6/1/24	5/31/27	\$25.00		\$2,123	\$25,475	Jun-2027	\$2,187	Modified Gross
M&M Rehabilitation	A-202	1,110	3.9%		2/1/26	1/31/29	\$25.95		\$2,400	\$28,800	Feb-2028	\$2,472	Modified Gross
Estrella Health Medical Center	A-203	1,503	5.3%		8/1/23	7/31/26	\$31.83		\$3,986	\$47,836	Aug-2026	\$3,986	Modified Gross
J.T. Towers Inc	B-101	1,895	6.6%		11/1/24	10/31/29	\$24.81		\$3,918	\$47,017	Nov-2027	\$4,036	Modified Gross
Dr. Diana Vargas	B-103	1,736	6.1%		9/1/25	8/31/28	\$27.53		\$3,982	\$47,784	Sep-2027	\$4,101	Modified Gross
Vacant	B-201	1,622	5.7%		1/0/00	1/0/00	\$0.00		\$0	\$0	Mar-2027	\$4,325	Modified Gross
Sapphire Mental Health Center LLC]	B-202	945	3.3%		10/4/24	10/31/27	\$30.90		\$2,433	\$29,201	Apr-2026	\$1,838	Modified Gross
A Batista Therapy Corp	B-203	1,064	3.7%		7/1/25	6/30/28	\$30.00		\$2,660	\$31,920	Jul-2027	\$2,740	Modified Gross
Primart & Preventing Medical Center	C-101	1,509	5.3%		2/1/24	1/31/27	\$29.71		\$3,735	\$44,825	Feb-2027	\$4,024	Modified Gross
Diana E. Vargas Md	C-102	2,123	7.4%		1/1/25	12/31/27	\$30.90		\$5,467	\$65,601	Jan-2028	\$5,661	Modified Gross
Sapphire Mental Health Center LLC	C-202	1,700	5.9%		6/1/25	5/31/28	\$25.84		\$3,660	\$43,920	Jun-2027	\$3,770	Modified Gross
Preventing and Primary Care	C-203	1,754	6.1%		9/1/24	8/31/27	\$30.90		\$4,517	\$54,199	Sep-2027	\$4,652	Modified Gross
Providence Homecare	D-101	823	2.9%		6/1/24	5/31/27	\$28.38		\$1,946	\$23,357	Jun-2027	\$2,195	Modified Gross
American Quality Assurance Group Inc	D-102	903	3.2%		11/1/25	10/31/28	\$27.02		\$2,033	\$24,396	Apr-2026	\$1,938	Modified Gross
Providence Healthcare Services	D-103	1,741	6.1%		1/1/26	12/31/28	\$30.00		\$4,353	\$52,230	Jan-2028	\$4,483	Modified Gross
Estrella Health Mental Center Inc	D-201	1,018	3.6%		11/1/23	10/31/26	\$31.83		\$2,700	\$32,400	Nov-2026	\$2,715	Modified Gross
Fenix Center	D-202	735	2.6%		10/1/25	9/30/28	\$27.10		\$1,660	\$19,920	Oct-2027	\$1,710	Modified Gross
CRC	D-203	1,754	6.1%		8/1/18	7/31/27	\$22.14		\$3,236	\$38,830	Aug-2027	\$4,677	Modified Gross
Total		28,581					\$26.46		\$63,022	\$756,264			
		Occupied Tenants: 20			Unoccupied Tenants: 1		Occupied Rentable SF: 94.30%			Unoccupied Rentable SF: 5.70%			
					Total Current Rents: \$763,219		Occupied Current Rents: \$763,219			Unoccupied Current Rents: 0			

Pro Forma rents assumed at \$32/SF FSG

Parkwood Office Plaza

10250 SW 56th St, Miami, FL 33165

LEASE COMPARABLES



LEASE COMPARABLES



10250 Southwest 56th Street

Property Type	Office
Lease Date	Various
Rent Type	Modified Gross
Effective Rent	\$26.46
Building Area	28,581 SF
Built/Renov	1990



10250 Southwest 56th Street

Property Type	Office Class C
Lease Date	Jun-25
Rent Type	Plus Electric (Asking)
Effective Rent	\$30.00
Building Area	29,052 SF
Built/Renov	1990



10300 Sunset Drive

Property Type	Office Class B
Lease Date	Mar-25
Rent Type	Modified Gross (Asking)
Effective Rent	\$30.00/MG
Building Area	31,573 SF
Built/Renov	1980

LEASE COMPARABLES



7355 Southwest 87th Avenue

Property Type	Office Class B
Lease Date	Feb-25
Rent Type	Modified Gross (Effective)
Effective Rent	\$26.45/MG
Building Area	6,072 SF
Built/Renov	1983



7190 Southwest 87th Avenue

Property Type	Office Class B
Lease Date	Jun-24
Rent Type	Full Service (Starting)
Effective Rent	\$32.00/FS
Building Area	115,980 SF
Built/Renov	-

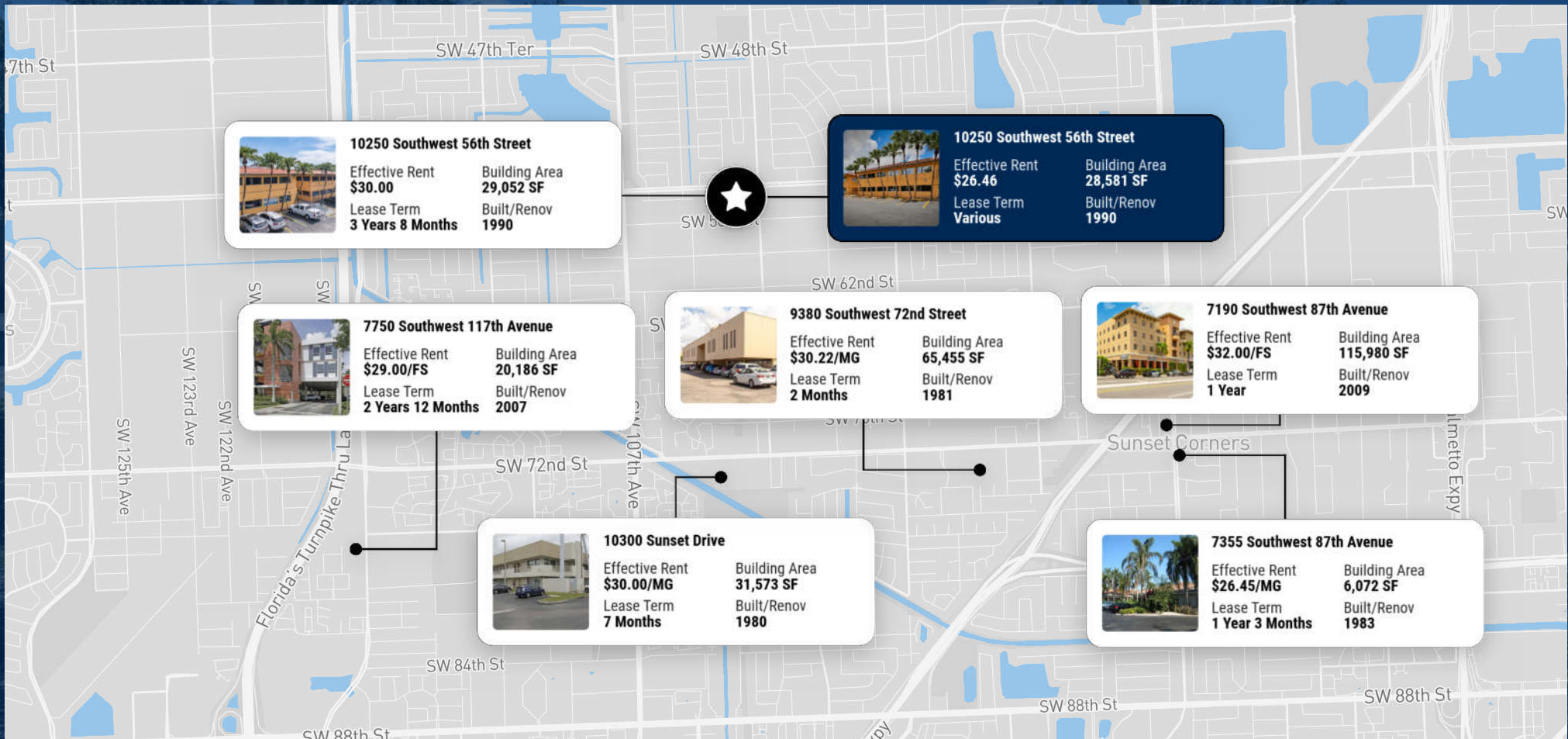


7750 Southwest 117th Avenue

Property Type	Office Class B
Lease Date	May-24
Rent Type	Full Service (Starting)
Effective Rent	\$29.00/FS
Building Area	20,186 SF
Built/Renov	2007

LEASE COMPARABLES SUMMARY AND MAP

Address	Property Type	Lease Date	Starting Rent	Effective Rent	Lease Term	Building Area	Built/Renov
10250 Southwest 56th Street	Office	Various	Various	\$26.46	Various	28,581 SF	1990
9380 SW 72nd St, 2nd Floor	Office Class B	Jul-25	\$29.00/MG	\$30.22/MG	2 Months	65,455 SF	1981
10250 SW 56th St, 2nd Floor	Office Class C	Jun-25	\$30.00/+ELEC	\$30.00	3 Years 8 Months	29,052 SF	1990
10300 Sunset Dr, 2nd Floor	Office Class B	Mar-25	\$30.00/MG	\$30.00/MG	7 Months	31,573 SF	1980
7355 SW 87th Ave, 1st Floor	Office Class B	Feb-25	\$24.19/MG	\$26.45/MG	1 Year 3 Months	6,072 SF	1983
7190 SW 87th Ave, 4th Floor	Office Class B	Jun-24	\$28.00/FS	\$32.00/FS	1 Year	115,980 SF	2009
7750 SW 117th Ave, 3rd Floor	Office Class B	May-24	\$24.57/FS	\$29.00/FS	2 Years 12 Months	20,186 SF	2007



A photograph of a two-story office building with a yellow stucco exterior and dark window frames. The building is surrounded by several tall palm trees on the left and a paved parking lot with yellow markings in the foreground. A blue banner is overlaid at the top right, and another blue banner is at the bottom left. The sky is clear and blue.

Parkwood Office Plaza

10250 SW 56th St, Miami, FL 33165

SALES COMPARABLES

SALES COMPARABLES



10250 Southwest 56th Street, Miami, FL

Name	Parkwood Office Plaza
Submarket	Westchester/Coral Terrace
Sale Date	-
Sale Price	\$7,100,000
Price per SF	\$248.42
RBA	28,581
Built	1990



9480 South Dixie Highway

Name	Dadeland Crossing
Submarket	Kendall
Sale Date	5/24/2024
Sale Price	\$9,200,000
Price per SF	\$361.92/SF
RBA	25,420 SF
Built	1994



9250 West Flagler Street

Name	West Dade Government Center
Submarket	Miami Airport
Sale Date	8/19/2024
Sale Price	\$182,000,000
Price per SF	\$291.20/SF
RBA	625,000 SF
Built	1974/2025

SALES COMPARABLES



8353 Southwest 124th Street

Name	UniFirst Professional Bldg
Submarket	Kendall
Sale Date	6/17/2025
Sale Price	\$5,500,000
Price per SF	\$272.16/SF
RBA	20,209 SF
Built	1971

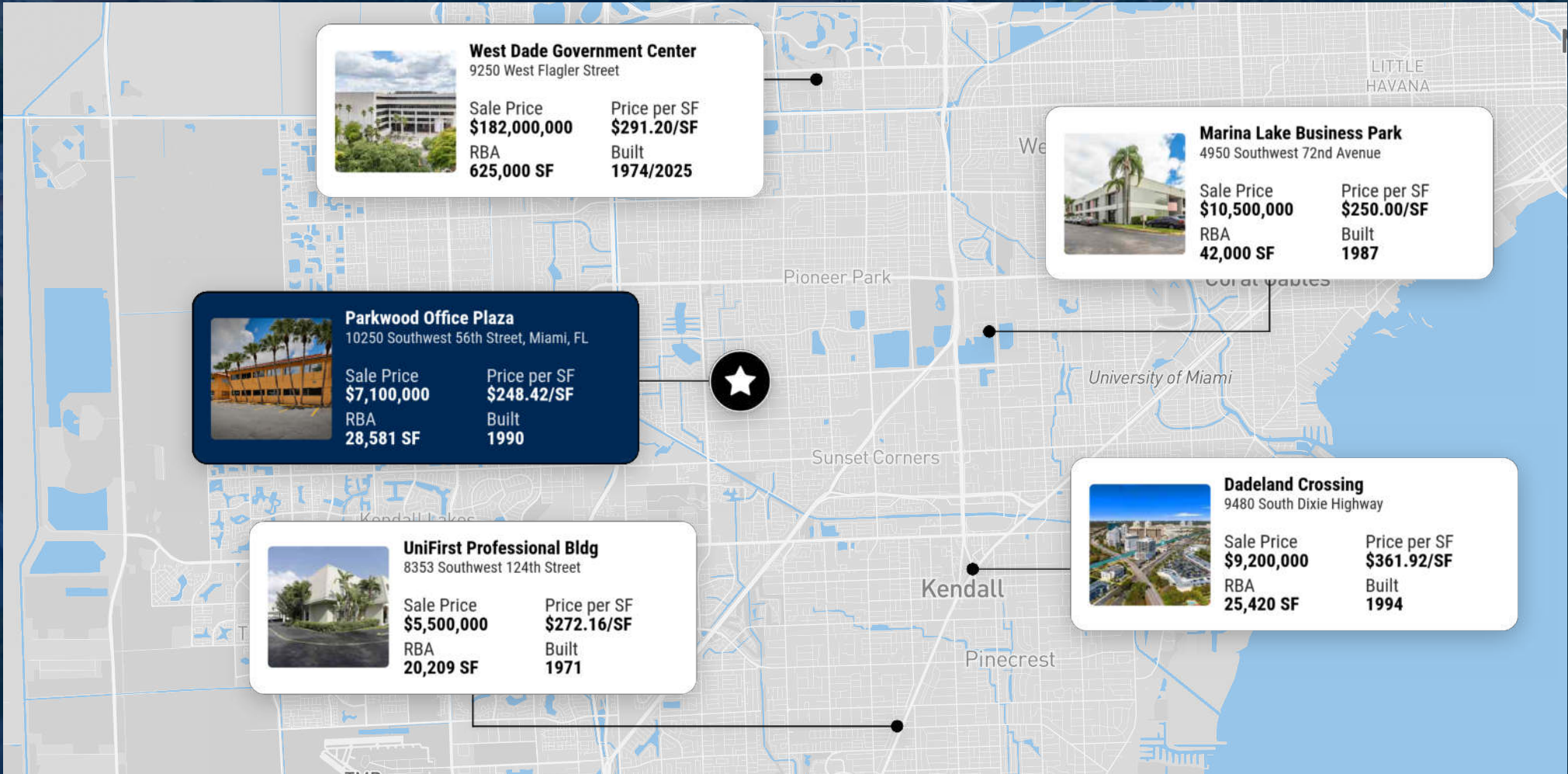


4950 Southwest 72nd Avenue

Name	Marina Lake Business Park
Submarket	West Miami
Sale Date	11/22/2024
Sale Price	\$10,500,000
Price per SF	\$250.00/SF
RBA	42,000 SF
Built	1987

SALES COMPARABLES SUMMARY AND MAP

Address	Name	Submarket	Sale Date	Sale Price	Price per SF	RBA	Built
10250 Southwest 56th Street	Parkwood Office Plaza	Westchester/Coral Terrace	-	\$7,100,000	\$248.42/SF	28,581 SF	1990
9480 South Dixie Highway	Dadeland Crossing	Kendall	5/24/2024	\$9,200,000	\$361.92/SF	25,420 SF	1994
9250 West Flagler Street	West Dade Government Center	Miami Airport	8/19/2024	\$182,000,000	\$291.20/SF	625,000 SF	1974/2025
8353 Southwest 124th Street	UniFirst Professional Bldg	Kendall	6/17/2025	\$5,500,000	\$272.16/SF	20,209 SF	1971
4950 Southwest 72nd Avenue	Marina Lake Business Park	West Miami	11/22/2024	\$10,500,000	\$250.00/SF	42,000 SF	1987



Parkwood Office Plaza

10250 SW 56th St, Miami, FL 33165



MARKET OVERVIEW

MIAMI-DADE COUNTY HIGHLIGHTS



No state income tax

Florida is one of just seven states in the US with no personal income tax.



Pro business state

In 2025, Miami-Dade hit a record-breaking \$1.2 billion in new capital investment, supported by initiatives to streamline and expand local business growth.



Access to home grown talent

South Florida is home to major institutions like Miami Dade College (serving 75,000+ students), FIU, and the University of Miami, feeding a robust pipeline of diverse, skilled professionals.



Influx of capital

A major magnet for private equity and venture capital, the county has seen significant year-over-year increases in domestic and international business investment since 2023.



Wealth magnet

Driven by high-net-worth migration, the county continues to see net income gains as businesses and residents relocate from major coastal hubs to Miami.



Thriving financial hub

Often cited as "Wall Street South," Miami-Dade has solidified its position as a global center for finance, tech, and international trade, outpacing other major U.S. metros in job growth.

MIAMI DADE BY THE NUMBERS

#1

Ranked #1 for employment growth among the nation's 10 largest counties (2025 Q1).

1.2B

Record-breaking new capital investment facilitated by the Beacon Council in 2025.

3,070

New high-quality jobs committed by companies expanding or relocating

PORTMIAMI

1.12 M

PORT VOLUME

600,000+

REFRIGERATED TEUS (ANNUAL)

52' - 54'

CHANNEL DEPTH

\$61 Billion

ECONOMIC IMPACT

\$1+ Billion

PORT CAPITAL IMPROVEMENTS*



**Reflects ongoing infrastructure investment and modernization initiatives.
Sources: PortMiami Annual Performance Reports (FY2025); Miami-Dade County; Capital Analytics.*

MIAMI DADE COUNTY UNEMPLOYMENT FALLS TO NEAR-RECORD LOWS

~2.6% UNEMPLOYMENT

MIAMI-DADE COUNTY'S UNEMPLOYMENT RATE REMAINED LOW AT APPROXIMATELY 2.6% AS OF EARLY 2026, REFLECTING A STABLE REGIONAL LABOR MARKET.

**20,100
JOBS ADDED**

THE MIAMI METRO AREA ADDED OVER 20,000 PRIVATE SECTOR JOBS OVER THE PREVIOUS YEAR

**1.38 M
WORKERS**

THE MIAMI-DADE LABOR FORCE COMPRISES OVER 1.38 MILLION EMPLOYED PERSONS

**~8.56M
PASSENGERS**

PORTMIAMI REPORTED A RECORD-BREAKING 8.56 MILLION CRUISE GUESTS IN FISCAL YEAR 2025, SOLIDIFYING ITS STATUS AS THE CRUISE CAPITAL OF THE WORLD.

**~1.12 M
TEUS OF CARGO**

MARKING THE 11TH CONSECUTIVE YEAR OF SURPASSING THE ONE-MILLION MILESTONE.

**~\$61 B
ECONOMIC ACTIVITY**

SUPPORTING OVER 340,000 DIRECT AND INDIRECT JOBS.

MIAMI-DADE COUNTY POPULATION EXPECTED TO OUTPACE NATIONAL GROWTH

MIAMI DADE

2.67M

2021 Population

6.94%

Population Growth
(2010 to 2021)

4.56%

Population Growth
(2021 to 2026)

SOUTH FLORIDA

6.1M

2021 Population

0.84%

Population Growth
(2010 to 2021)

0.94%

Population Growth
(2021 to 2026)

FLORIDA

21.7M

2021 Population

1.30%

Population Growth
(2010 to 2021)

1.31%

Population Growth
(2021 to 2026)

UNITED STATES

333.9M

2021 Population

0.70%

Population Growth
(2010 to 2021)

0.71%

Population Growth
(2021 to 2026)

MIAMI-DADE COUNTY POPULATION EXPECTED TO OUTPACE NATION GROWTH



Miami is home to 14 of the Top 500 public high schools

Source: U.S. NEWS 2021 Top Public Schools List



Miami is home to 5 top 100 private high schools



Gulliver Preparatory School

#43 Best private high school in America



MAST Academy

#5 Best public elementary school in America



PARKWOOD OFFICE PLAZA

MIAMI, FLORIDA

ADVISORY TEAM

ALEX ZYLBERGLAIT

Executive Managing Director Investments

(786) 522-7056

Alex.Zylberglait@marcusmillichap.com

Lic #: FL BK3015211

Ryan Nee

Broker of Record

+1 954-245-3400

ryan.nee@marcusmillichap.com

Lic #: BK3154667

Marcus & Millichap
